



Oncology Spa  
Solutions®  
Oncology Esthetics-USA

Dazzle your clients with great  
Nail care!

with  
Becky Kuehn,  
Founder, Educator Oncology Spa Solutions®, Hope coach

With Special guest:  
Silva Nahabedian  
Dazzle Dry

1

---

---

---

---

---


---

---

---

Becky Kuehn

- Founder of Oncology Spa Solutions
- Master Esthetician
- Cosmetologist
- Hope Coach
- Ambassador of Encouragement
- Purveyor of Change, and Merchant of Hope!



2

---

---

---

---

---


---

---

---

Webinar Agenda:

- \* Poll
- \* Weekly check-in
- \* Dazzle Dry Safe Nail Care
- \* Oncology Nail Protocol
- \* Upcoming Webinars
- \* How to catch past webinars



3

---

---

---

---

---

---

---

---

## Weekly check-in, "how U doing?"

- Poll #1
- Oncology Trained?
- Are you back to work?
- Are you ready?
- How are clients responding?
- Any new services?
- Do you do/offer Nail treatments?



4

---

---

---

---

---

---

---

---

## Stay Strong

Stay strong, stay kind, encourage and lift each other up.  
Becky

Quote: "We rise by lifting others".  
Robert Ingersoll

5

---

---

---

---

---

---

---

---

## 8 TIPS for re-opening

1. Send consent forms out ahead of time
2. Keep clients separated
3. Wear masks, gloves during tx (Use "sneeze guards" for the beginning and end (when talking with client)
4. Keep talking to a minimum (both you and the client)
5. Use a painter's pallet for tx products and prepare ahead of time
6. Go "hands-free" whenever possible (create menu/services)
7. Be consistent with handwashing, social distancing, disinfection and masks.
8. Be good to yourself




6

---

---

---




---

---

---

---

---

# PPE

7

---

---

---

---

---


---



---

---

## COVID-19 for Oncology

- Clean and disinfect the treatment room prior to and in-between every client
- Wipe down all surfaces, door handles or anything your client comes in contact with
- Wash hands and then wear gloves for entire service, changing as needed
- Wear mask and plastic shield
- Change your uniform as required by your governing agencies
- Client will wear mask as suggested by governing agencies or comfort level



8

---

---

---

---

---






---

---

---

## COVID-19 for Oncology

- Be able to offer alternative services:
  - Scalp
  - Hand/arm
  - Foot/leg treatments
  - Body treatments
  - Brows/Lashes
- Ingredient or product review
- Scar treatment review
- Wig consultation
- Hat or scarf service
- Prosthesis fitting
- Dry Mani/Pedi service

9

---

---

---

---

---

---

---

---

**DAZZLE DRY**  
**HEALTHY NAILS**  
**BEAUTY WITHOUT COMPROMISE**

"You must *not* let your life run in the ordinary way; do something that nobody else has done, something that will dazzle the world. Show that God's creative principle works in you".

Paramahansa Yogananda

10

---

---

---

---

---

---

---

---



DD

DAZZLE DRY™

**DAZZLE DRY**  
**HEALTHY NAILS**  
**BEAUTY WITHOUT COMPROMISE**

11

---

---

---

---

---

---

---

---



**Introduction**  
  
**Silva Nahabedian**  
  
 20 yrs experience, celebrity nail tech, DD educator  
  
 "Nothing this good should ever be kept a secret!"

12

---

---

---

---

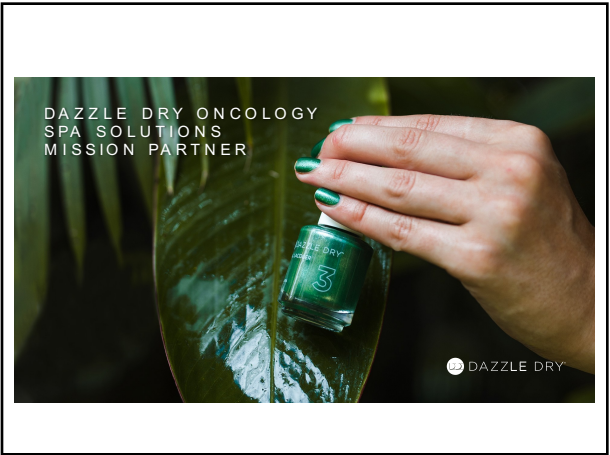
---

---

---

---





13

---

---

---

---

---

---

---

---

### WHO CREATED DAZZLE DRY?

—

Dr. Vivian Valenty is the creator and manufacturer of Dazzle Dry under VB Cosmetics. She has her PhD in Bio-Organic Chemistry and is a true leader and innovator in our industry. For decades, Dr. Valenty has formulated many of the industry's most revolutionary and well known category driving products under her brands and others.

14

---

---

---

---

---

---

---

---

### WHAT IS DAZZLE DRY?

—

Dazzle Dry is the only nail care system of its kind. Utilizing a signature four-step system, it delivers the high performance of a gel without the use of harsh chemicals, UV light, or damage to the natural nail. In fact, it actually protects and strengthens natural nails over time.

15

---

---

---

---

---

---

---

---

## WHAT IS DAZZLE DRY?

- Unique, proprietary formula
- 30+ years of research & development
- The only polish system that dries in 5 minutes without reactive chemicals
- Long-wearing polish with the ease of removal with acetone or non-acetone polish remover
- When applied properly, manicures wear for 7 to 14 days without chipping

16

## WHAT IS DAZZLE DRY?

- The system allows natural nails to grow healthy
- The system is vegan and manufactured cruelty-free
- The system is hypoallergenic and does not contain reactive ingredients, monomers and photo initiators that may cause allergic reactions and skin sensitivities
- The system is the cleanest of all solvent-based polishes on the market

17

## DAZZLE DRY IS A UNIQUE & PROPRIETARY SYSTEM

- It is NOT a traditional nail lacquer
- It is NOT a gel polish
- It is NOT a hybrid nail lacquer
- DAZZLE DRY is a performance polish in a standalone category that represents the best of all worlds via our unique proprietary technology. It delivers the performance of gel but applies and removes like ordinary polish.

18

## WHY DOES DAZZLE DRY WORK?

- Dazzle Dry is scientifically engineered to function as a system
- All the components of the system are designed to synergistically work together
- Formulated to expand and contract with the natural nail
- Protects against abrasion and breakage, allowing nails to become healthier and stronger over time
- When armed with proper product and application knowledge, both nail technicians and consumers will be able to achieve optimum results with the Dazzle Dry natural nail lacquer system

19

## FORMULATION, COMPOSITION & KEY BENEFITS

- |                  |                      |
|------------------|----------------------|
| • VEGAN          | • EASY REMOVAL       |
| • HYPOALLERGENIC | • DRIES IN 5 MINUTES |
| • NON-TOXIC      | • LONG LASTING       |
| • NON-YELLOWING  |                      |

20

## FORMULATION, COMPOSITION & KEY BENEFITS

- |                                                                                                                                                                       |                                                                                                                                                                                                                                                                                                                                                                                     |
|-----------------------------------------------------------------------------------------------------------------------------------------------------------------------|-------------------------------------------------------------------------------------------------------------------------------------------------------------------------------------------------------------------------------------------------------------------------------------------------------------------------------------------------------------------------------------|
| <b>VEGAN</b> <ul style="list-style-type: none"> <li>• Cruelty-free</li> <li>• No animal testing</li> <li>• Mineral pigments and FDA approved pigments only</li> </ul> | <ul style="list-style-type: none"> <li>• No animal by-products                             <ul style="list-style-type: none"> <li>• Carmine (beetles- pigments &amp; effects)</li> <li>• Guanine (fish scales- effects)</li> <li>• Squalene (shark livers- skin products)</li> <li>• Lanolin (lambs- skin products)</li> <li>• Emu Oil (emus- skin products)</li> </ul> </li> </ul> |
|-----------------------------------------------------------------------------------------------------------------------------------------------------------------------|-------------------------------------------------------------------------------------------------------------------------------------------------------------------------------------------------------------------------------------------------------------------------------------------------------------------------------------------------------------------------------------|

21

FORMULATION, COMPOSITION  
& KEY BENEFITS

HYPOALLERGENIC

- Does not contain reactive ingredients know to cause allergic reactions
- Does not have any of the plasticizers and ingredients which traditional, gel and hybrid polishes have that are known to cause
  - Skin sensitizations
  - Contact allergic dermatitis

22

---

---

---

---

---

---

---

---

FORMULATION, COMPOSITION  
& KEY BENEFITS

NON-TOXIC

- Free of toxins which are
  - Offensive
  - Carcinogenic
  - Endocrine disrupting
- The system is the cleanest of all solvent based polishes on the market
- Proud to be free of
  - Formaldehyde
  - Formaldehyde resin
  - Toluene
  - DSP
  - Camphor
  - Nitrocellulose
  - TPHP

23

---

---

---

---

---

---

---

---

FORMULATION, COMPOSITION  
& KEY BENEFITS

NON-YELLOWING

- Entire system is non-yellowing
- Base coat
- Lacquers
- Top coat
- Non-yellowing due to the absence of Nitrocellulose

24

---

---

---

---

---

---

---

---

FORMULATION, COMPOSITION  
& KEY BENEFITS

EASY REMOVAL

- Safely and easily removed with
  - Acetone
  - Non-acetone
- No soaking required
- No scraping required

25

---

---

---

---

---

---

---

FORMULATION, COMPOSITION  
& KEY BENEFITS

DRIES IN 5 MINUTES

- Dazzle Dry air dries in 5 minutes
- Smudge-proof in one minute after applying Top Coat
- Completely dry in 5 minutes after applying Top Coat
- No UV or LED curing

26

---

---

---

---

---

---

---

FORMULATION, COMPOSITION  
& KEY BENEFITS

LONG LASTING

- Chip free wear from 7 to 14 days

27

---

---

---

---

---

---

---



28

---

---

---


---

---

---

---

---



29

---

---

---

---

---

---

---

---



30

---

---

---

---


---

---

---

---

# Oncology Nail Protocol Manicure



## Oncology Spa Solutions® Training Facial Manicure/Nail Service

**Important: For CAC Form and determine a client's readiness to see client care.**

1. **Ambitious:** Complete one (1) copy of the Elizabeth Arden Skin Screen or Intuitive.
2. **Cleanse:** Ask the client to wash their hands thoroughly and then sit down.
3. **Pre-treatment:** Seat client in chair and ensure comfort.
4. **Visually Assess nails and make:** Confirm (check) desired outcome.
5. **Remove Polish:** If necessary.
6. **Warm Towel:** Lay a warm towel on each hand top to the elbow and cover with a dry one to keep the heat in. Let them sit for approx. 3-5 minutes, then remove one towel at a time.
7. **Sanitize:** Spray each hand and dry with sanitizer (Intelligent Nailsman).
8. **Massage:** An essential massage step is to your massage of hands. If not, jump to step 9. (For oncology clients, no coffee rubbing, no soaking in water).
9. **Manicure:** Apply Skin Lining oil (SLS), Cuticle Oil or Dermacare Body Cream to cuticles, fingers, thumbs and massage as appropriate for your client. (Intuitive Massage, Intelligent Nails, Intelligent Nails, Intelligent Nails). You can also use the Intuitive Massage. (Note: Cuticle oil or LED if desired as indicated).
10. **Wash:** Apply the Gel-Resistant Primer (Gel or Gel-Free) and Intuitive Nails to each hand. (Wash in Soft Lavender, Talcum and let the wash sit for 20-45 minutes, depending on time. This could be a 15-20 minute soak, while the wash is on).
11. **Remove Oil:** Use the Decide Dry Nail prep on a cotton pad to remove any excess oil from the nail bed. Let dry.
12. **Polish:** Using the Decide dry system. Nail Prep, Base coat, Polish color of choice and finish with Top coat. (Note: This will dry VERY quickly, with no "smudge" - 100% dry, should last 5-14 days).

**Becky Kurth** • becky@oncologyspa.com • 213-405-5810  
www.OncologySpa.com • 1-800-451-1000 • Oncology Esthetics USA  
Oncology Spa Solutions® is a registered trademark of Oncology Esthetics USA, Inc.

31

---

---

---

---


---

---

---

---

# Oncology Nail Protocol Pedicure



## Oncology Spa Solutions® Oncology Esthetics-USA

### Oncology Care Pedicure Protocol

For the safety and protection of you and your client, gloves should be worn at all times.

Step 1 Sanitize both feet  
Step 2 Remove nail polish (if necessary)  
Step 3 "Visual" client consultation  
Step 4 Spray with a solution of warm water and Teflon foot soak  
Step 5 Manicure toenails as needed  
Step 6 Apply vitamin cream mask to bottom of foot  
Step 7 Apply LED specific serum base gel to leg  
Use LED 3-5 minutes each leg  
Step 8 Apply body massage cream  
Step 9 Clean nail bed and polish as needed

**IMPORTANT! PER YOUR CLIENT CONSULTATION DETERMINE WHICH MESSAGE IS APPROPRIATE**

- Industry standard massage
- Leg & Hydrate only

Products are provided by Center for Beauty Skin Supply and chosen specifically because they are chemical free and safe for the Oncology care clients.

32

---

---

---


---

---

---


---


---



## CAC Form


Client Care Plan





## CAT Form

Client Care Plan



33

---

---

---






---

---

---

---

---

		
	<h2>Manicure Supplies needed:</h2> <p>Time: 45-60 minutes Cost: Approx.: \$9 per tx Charge: \$35-\$80</p>	
		

34

---

---

---

---

---

---

---

---

## Upcoming Webinars:

July/August

- **July 17<sup>th</sup>** - **Nancy Novak**, psycho-oncologist with a Ph.D. in clinical psychology, and the creator of Nancy's List
- **July 24<sup>th</sup>** - **Claudia Fabian** with La Bella Donna. Mineral SPF and make-up fun for all!
- **July 31<sup>st</sup>** - **Melissa Berry**, "Integrity" with The Cancer Fashionista (Blogger)
- **Aug 7<sup>th</sup>** - **Emily Davis**, CBD w/ Color UP
- **Aug 14<sup>th</sup>** - **Colette Brown**, Probiotics for the skin w/ Columbia SkinCare
- **Aug 21<sup>st</sup>** - NO WEBINAR
- **Aug 28<sup>th</sup>** - **Maxine Drake**, Virtual Business for the new norm

35

---

---

---

---

---

---

---

---

## How to get access to past webinars:

**Screen Print THIS SLIDE**

Go to:  
<https://www.oncologyspasolutions.com>

- Click the LOG IN icon (upper left side of the toolbar) fill out the request
- Once approved, log in, choose MEMBERS SHOP, then WEBINARS from the left side menu.

Binge, enjoy and have fun learning!

36

---

---

---

---

---

---

---

---





**Oncology**  
**TRAINED**  
Oncology Spa Solutions®

Thank you for coming!  
Be well, be still, stay healthy,  
stay connected.

Website: [www.OncologySpaSolutions.com](http://www.OncologySpaSolutions.com)  
Email: [Becky@OncologySpaSolutions.com](mailto:Becky@OncologySpaSolutions.com)  
Phone: 253-405-5810



Oncology Spa  
Solutions®  
Oncology Esthetics-USA

---

---

---

---

---

---

---

---